



J THOMAS & COMPANY PRIVATE LIMITED
KOLKATA MARKET SYNOPSIS - SALE 17 (2026 - 27)

CTC
Market Report
· Good demand
· Better liquoring sorts sold higher to last year levels however easier compared to last week.
·

Buying Analysis
· Hindustan Unilever : Selective
· Western India: Active
· Other Internal/Local: Fair support

Orthodox
Market Report
· Strong demand.
· Well made Whole Leaf and Brokens sold at firm to occasionally dearer rates. Remainder Whole leaf and Brokens irregular around last.
· Cleaner Secondaries and leafier fannings appreciated while others irregular around last.

Buying Analysis
· Middle East : Active
· CIS: Good Support
·

DUST
Market Report
· Good demand
· Liquoring sorts sold in line with quality and at levels higher than last year.
· Mediums followed a similar trend.

Buying Analysis
· Hindustan Unilever : Active
· Western India : Good Support

Darjeeling
Market Report
· Good demand
· Whole leaf grades saw good demand from Rs 1200-2000/- with select preferred invoices selling upto Rs 3000/- . Brokens and fannings sold in line with quality.
· Local/Internal: Mainstay Exporters: Some Enquiry

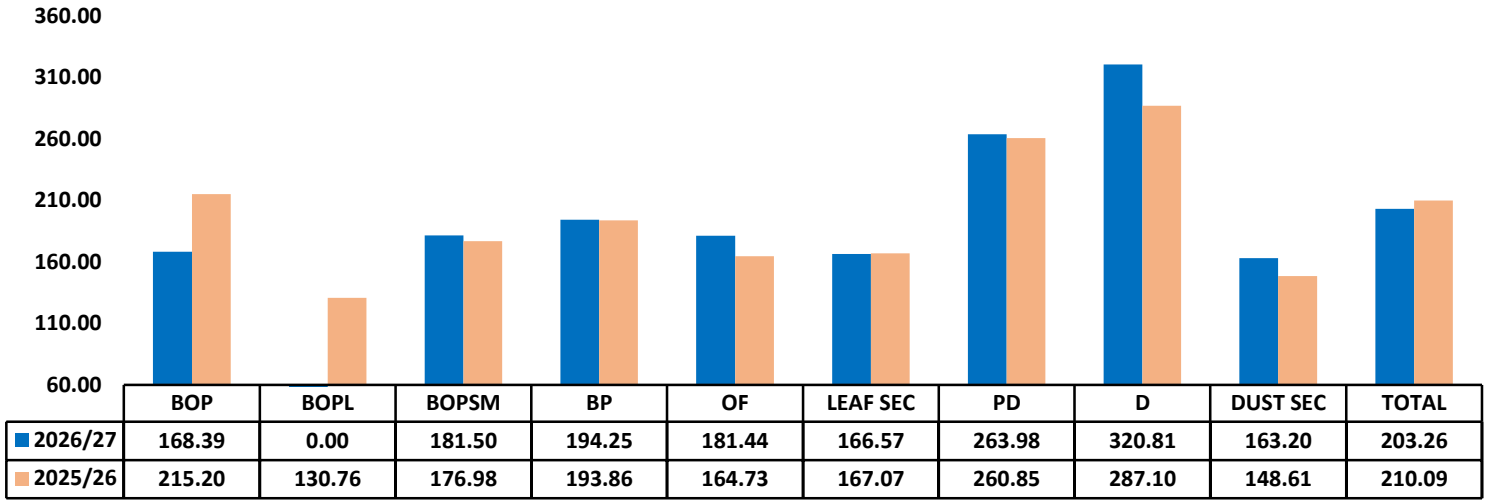
AUCTION AVERAGES

	2026/27			2025/26			UP TO SALE 17		
	SALE 17	SALE 16	+/-	SALE 17	SALE 16	+/-	2026/27	2025/26	2024/25
CTC LEAF	213.74	189.36	24.38	206.67	215.76	-9.09	190.28	196.07	197.50
DUST	290.04	271.16	18.87	265.91	273.77	-7.86	247.08	250.34	205.24
TOTAL	237.18	201.57	35.61	224.03	232.03	-8.00	203.26	210.09	199.16
ORTHODOX	329.48	289.84	39.65	311.85	300.65	11.20	296.74	308.27	305.51
DARJEELING	1,399.99	827.47	572.51	1,268.50	953.50	315.00	977.76	775.66	206.64
ALL TEAS	278.80	232.77	46.02	262.39	260.09	2.29	239.09	245.80	245.61

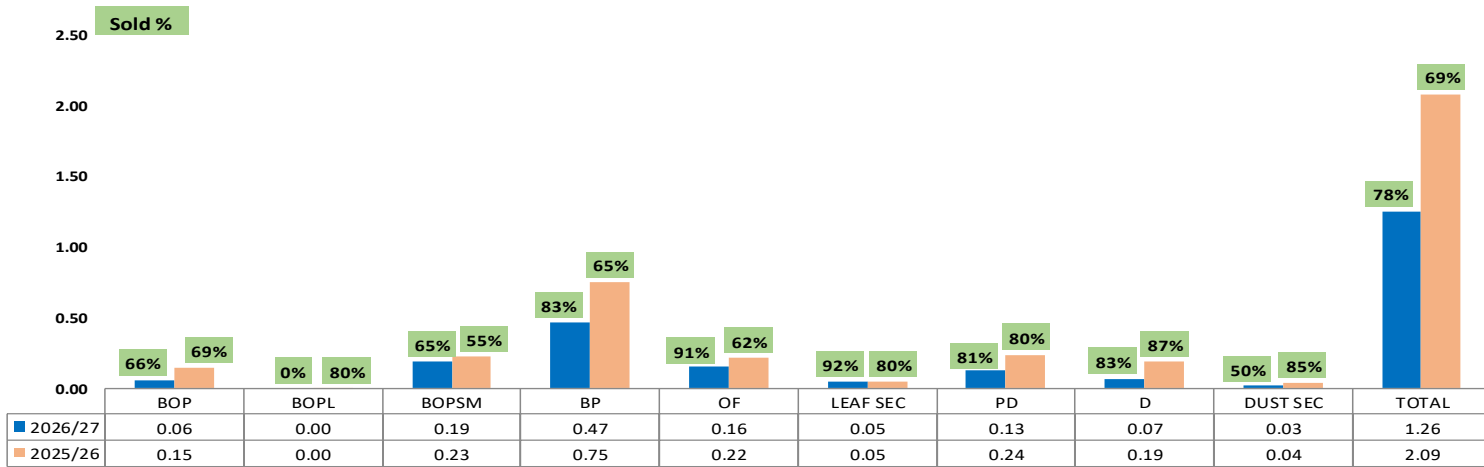
KOLKATA AUCTION AVERAGES

SALE	14	15	16	17	18	19
CTC LEAF	2026/27	179.91	157.43	189.36	213.74	
	2025/26	175.25	175.28	215.76	206.67	233.48
DUST	2026/27	133.64	162.54	271.16	290.04	
	2025/26	226.24	199.62	273.77	265.91	261.70
TOTAL	2026/27	167.88	158.17	201.57	237.18	
	2025/26	182.16	181.77	232.03	224.03	243.90
ORTHODOX	2026/27	210.07	302.15	289.84	329.48	
	2025/26	311.63	304.96	300.65	311.85	321.42
DARJEELING	2026/27	235.12	1,303.26	827.47	1,399.99	
	2025/26	202.00	119.64	953.50	1,268.50	842.65

Kolkata Gradewise Averages CTC Leaf / Dust Upto Sale 17



Kolkata Gradewise Sold Quantity (M. Kgs) CTC Leaf / Dust Upto Sale 17



KOLKATA GRADEWISE ORTHODOX AVARAGES UPTO SALE 17

GRADE	2026 - 27		2025 - 26		GRADE	2026 - 27		2025 - 26	
	QTY.	AVG	QTY.	AVG		QTY.	AVG	QTY.	AVG
TGFOP1	15092.7	441.02	49685.5	398.49	GFBOP	27062.2	330.31	70605.5	299.34
TGFOP	46483.4	405.71	122179.4	378.14	GBOP	40056.1	308.66	104965.2	271.26
GFOP	29931.6	389.59	72622.7	366.49	BPS	24478.1	392.40	37658.8	387.87
FOP	25723.0	339.71	82853.0	310.81	GBOP1/FBOP1	43091.3	220.02	70811.7	217.90
FBOP	79848.8	348.06	167678.4	315.82	BOPF/GOF/FOF	25402.7	206.55	69733.6	179.83

OFFER / SOLD QUANTITY & AVERAGE PRICE CTC / DUST

	THIS SALE				LAST SALE				TO DATE			
	OFFERED	SOLD	AVG.	OUT %	OFFERED	SOLD	AVG.	OUT %	OFFERED	SOLD	AVG.	OUT %
BROKENS	3,80,616	2,72,310	212.32	28%	2,62,988	2,12,525	188.45	19%	9,77,416	7,36,786	189.61	25%
FANNINGS	77,324	61,827	234.46	20%	53,062	48,532	198.03	9%	2,07,908	1,81,064	199.74	13%
LEAF SEC.	27,592	24,422	177.16	11%	15,641	15,641	174.87	0%	56,174	51,512	166.57	8%
LEAF TOTAL	4,85,532.0	3,58,559.2	213.74	26%	3,31,691.5	2,76,697.8	189.36	17%	12,41,497.5	9,69,361.4	190.28	22%
DUST	1,81,801	1,46,312	294.94	20%	63,654	45,846	276.97	28%	3,20,277	2,59,398	256.06	19%
DUST SEC.	21,899	12,717	233.66	42%	6,464	2,705	172.69	58%	55,794	27,749	163.20	50%
DUST TOTAL	2,03,700.0	1,59,028.1	290.04	22%	70,118.0	48,550.9	271.16	31%	3,76,071.6	2,87,146.6	247.08	24%
TOTAL	6,89,232.0	5,17,587.3	237.18	25%	4,01,809.5	3,25,248.7	201.57	19%	16,17,569.1	12,56,507.9	203.26	22%

OFFER / SOLD QUANTITY & AVERAGE PRICE ORTHODOX

WHOLE LEAF	1,68,465	1,39,563	370.75	17%	91,585	67,371	328.84	26%	3,57,745	2,78,401	332.21	22%
BROKENS	1,54,016	1,40,978	345.64	8%	73,904	66,543	316.90	10%	2,96,464	2,54,377	330.66	14%
FANNINGS	19,743	17,923	208.07	9%	14,608	10,275	156.41	30%	59,011	46,542	171.32	21%
SECONDARY	55,748	46,402	203.19	17%	35,323	27,524	178.77	22%	1,46,051	1,14,183	185.83	22%
ORTH. TOTAL	3,97,971.4	3,44,865.1	329.48	13%	2,15,420.1	1,71,712.8	289.84	20%	8,59,271.4	6,93,502.6	296.74	19%

OFFER / SOLD QUANTITY & AVERAGE PRICE DARJEELING

WHOLE LEAF	3,586	2,690	1,682.66	25%	468	210	1,414.73	55%	5,778	3,854	1,482.62	33%
BROKENS	707	586	634.67	17%	111	111	501.00	0%	1,485	1,137	438.08	23%
FANNINGS	1,075	345	494.48	68%	267	267	501.50	0%	3,136	1,837	252.67	41%
DARJ. TOTAL	5,368.4	3,620.4	1399.99	33%	846.1	587.6	827.47	31%	10,398.9	6,828.6	977.76	34%

OFFER / SOLD QUANTITY & AVERAGE PRICE

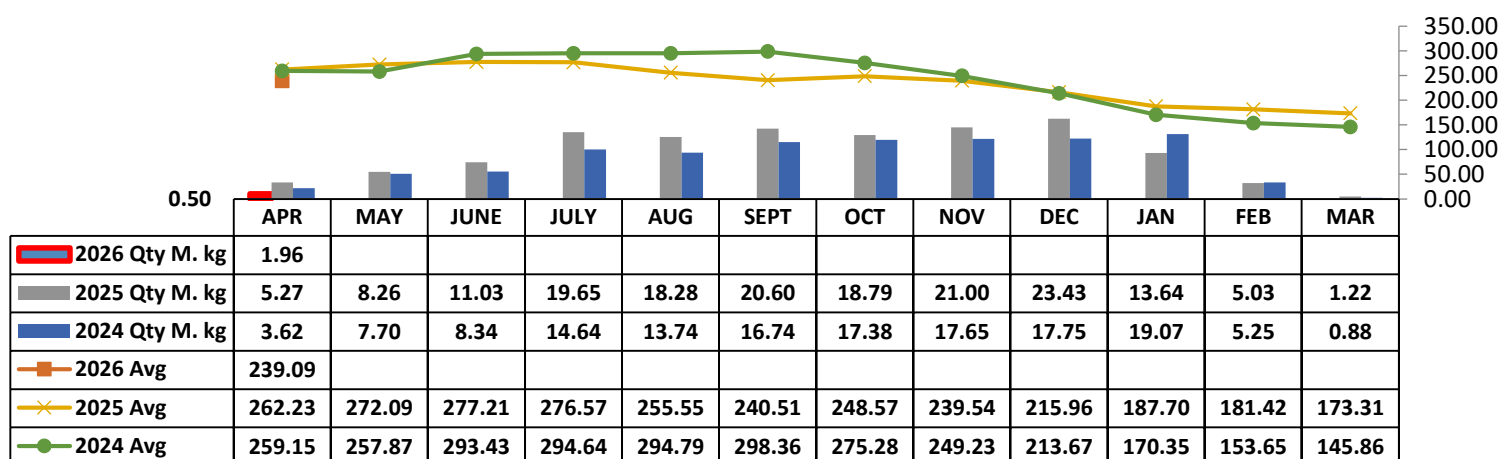
CTC	THIS SALE				LAST SALE				TO DATE			
	OFFERED	SOLD	AVG.	OUT %	OFFERED	SOLD	AVG.	OUT %	OFFERED	SOLD	AVG.	OUT %
2026-27	485532.0	358559.2	213.74	26%	331691.5	276697.8	189.36	17%	1241497.5	969361.4	190.28	22%
2025-26	825442.6	616229.4	206.67	25%	429163.4	316715.5	215.76	26%	2379775.6	1546997.7	196.07	35%
DUST	OFFERED	SOLD	AVG.	OUT %	OFFERED	SOLD	AVG.	OUT %	OFFERED	SOLD	AVG.	OUT %
2026-27	203700.0	159028.1	290.04	22%	70118.0	48550.9	271.16	31%	376071.6	287146.6	247.08	24%
2025-26	301204.9	255411.0	265.91	15%	145676.9	123456.5	273.77	15%	651946.0	539282.5	250.34	17%
ORTHODOX	OFFERED	SOLD	AVG.	OUT %	OFFERED	SOLD	AVG.	OUT %	OFFERED	SOLD	AVG.	OUT %
2026-27	397971.4	344865.1	329.48	13%	215420.1	171712.8	289.84	20%	859271.4	693502.6	296.74	19%
2025-26	693519.6	643726.2	311.85	7%	351459.7	302846.2	300.65	14%	1329177.6	1167860.3	308.27	12%
DARJEELING	OFFERED	SOLD	AVG.	OUT %	OFFERED	SOLD	AVG.	OUT %	OFFERED	SOLD	AVG.	OUT %
2026-27	5368.4	3620.4	1399.99	33%	846.1	587.6	827.47	31%	10398.9	6828.6	977.76	34%
2025-26	2167.0	1588.0	1268.50	27%	374.0	103.0	953.50	72%	6469.1	2922.8	775.66	55%
TOTAL	OFFERED	SOLD	AVG.	OUT %	OFFERED	SOLD	AVG.	OUT %	OFFERED	SOLD	AVG.	OUT %
2026-27	1092571.8	866072.8	278.80	21%	618075.7	497549.1	232.77	20%	2487239.4	1956839.1	239.09	21%
2025-26	1822334.1	1516954.6	262.39	17%	926674.0	743121.2	260.09	20%	4367368.2	3257063.2	245.80	25%

PRICE RANGE	CTC LEAF					DUST				
% OF TEAS SOLD	2026/27		UP TO SALE 17			2026/27		UP TO SALE 17		
	SALE 17	SALE 16	2026/27	2025/26	2024/25	SALE 17	SALE 16	2026/27	2025/26	2024/25
	BELOW 160	46.71	47.79	48.90	53.37	47.25	14.29	25.45	32.52	25.82
BETWEEN 160.00-179.99	7.16	12.20	11.76	4.55	8.93	3.25	7.50	4.65	4.54	4.18
BETWEEN 180.00-199.99	1.38	9.84	7.32	3.56	4.70	2.04	1.08	3.44	3.49	1.96
BETWEEN 200.00-219.99	3.81	4.74	5.56	3.14	4.47	2.87	1.44	2.71	2.74	6.20
BETWEEN 220.00-239.99	3.58	2.07	3.45	2.89	2.57	3.59	0.00	2.52	1.52	3.76
BETWEEN 240.00-259.99	2.83	3.10	2.58	3.27	3.91	0.95	2.61	1.10	2.54	2.48
BETWEEN 260.00-279.99	7.11	1.93	3.70	4.39	4.41	1.66	2.94	1.42	6.60	4.22
ABOVE 280	27.42	18.34	16.75	24.84	23.77	71.35	58.99	51.64	52.75	30.66

PRICE RANGE	ORTHODOX					PRICE RANGE	DARJEELING		
% OF TEAS SOLD	2026/27		UP TO SALE 17			% OF TEAS SOLD	2026/27		UP TO SALE 17
	SALE 17	SALE 16	2026/27	2025/26	2024/25		SALE 17	SALE 16	2026/27
	BELOW 200	11.11	25.69	21.94	8.56		8.30	BELOW 300.00	0.00
BETWEEN 200.00-219.99	2.41	4.89	4.55	4.53	2.20	BETWEEN 301.00-400.99	3.63	0.00	3.78
BETWEEN 220.00-239.99	4.21	5.51	4.82	3.95	4.19	BETWEEN 401.00-500.99	2.67	21.55	7.48
BETWEEN 240.00-259.99	4.35	1.34	4.28	5.08	2.14	BETWEEN 501.00-600.99	5.89	42.75	6.80
BETWEEN 260.00-279.99	3.45	2.08	2.91	8.97	4.02	BETWEEN 601.00-700.99	10.12	0.00	5.37
ABOVE 280	74.48	60.49	61.50	68.91	79.15	ABOVE 701.00	77.69	35.70	52.17

FUTURE FRESH OFFERING (IN PACKAGES)															
SALE NO	THIS YEAR-2026 - 27					LAST YEAR-2025 - 26					DIFFERENCE				
	CTC LEAF	ORTH.	DARJ.	DUST	TOTAL	CTC LEAF	ORTH.	DARJ.	DUST	TOTAL	CTC LEAF	ORTH.	DARJ.	DUST	TOTAL
18	15598	23340	913	9458	49309	24374	43358	404	13367	81503	-8776	-20018	509	-3909	-32194
19	20542	28310	1331	11113	61296	26256	39407	1258	11461	78382	-5714	-11097	73	-348	-17086
TOTAL	36140	51650	2244	20571	110605	50630	82765	1662	24828	159885	-14490	-31115	582	-4257	-49280

Kolkata Monthly Price Movement All Teas



CTTA BUYING (ALL TEAS) FOR THE SALE 17

	CTC LEAF			DUST				TOTAL				
	SALE 17											
OFFER	4,85,532.0		Kgs	OFFER	2,03,700.0		Kgs	OFFER	6,89,232.0			Kgs
SOLD	3,58,559.2		Kgs	SOLD	1,59,028.1		Kgs	SOLD	5,17,587.3			Kgs
SOLD %	74%			SOLD %	78%			SOLD %	75%			
ZONES	KGS.	AVG.	%		Kgs	AVG	%		Kgs	AVG	%	
Local	1,25,682.5	191.48	35%	W.India	44,946.0	305.50	28%	W.India	1,36,886.2	273.43	26%	
W.India	91,940.2	257.75	26%	HUL	38,842.0	332.08	24%	Local	1,31,866.5	192.46	25%	
Exports	32,598.4	155.99	9%	S.India	34,523.0	286.05	22%	HUL	58,576.9	297.22	11%	
N.India	32,123.6	159.35	9%	Others	14,552.6	337.85	9%	N.India	39,985.1	165.29	8%	
WI.Pack	22,161.2	265.68	6%	N.India	7,861.5	189.55	5%	S.India	39,370.5	270.47	8%	
NI.Pack	20,712.4	243.72	6%	Local	6,184.0	212.35	4%	Exports	38,585.4	150.47	7%	
HUL	19,734.9	228.61	6%	Exports	5,987.0	120.43	4%	NI.Pack	23,329.4	242.98	5%	
Others	7,937.2	291.27	2%	Packeteers	3,223.5	153.00	2%	Others	22,489.8	321.41	4%	
S.India	4,847.5	159.52	1%	NI.Pack	2,617.0	237.19	2%	WI.Pack	22,452.7	265.09	4%	
TCPL	821.3	170.00	0%	WI.Pack	291.5	220.00	0%	Packeteers	3,223.5	153.00	1%	
								TCPL	821.3	170.00	0%	
Grand Total	3,58,559.2	213.74	100%	TOTAL	1,59,028.1	290.04	100%	TOTAL	5,17,587.3	237.18	100%	

	ORTHODOX			DARJEELING			
	SALE 17						
OFFER	3,97,971.4		Kgs	OFFER	5,368.4		Kgs
SOLD	3,44,865.1		Kgs	SOLD	3,620.4		Kgs
SOLD %	87%			SOLD %	67%		
ZONE	Kgs	AVG	%		Kgs	AVG	%
Middle East	94,689.0	304.05	27%	Local	3,004.6	1,411.82	83%
Others	82,472.6	332.04	24%	Exports	314.4	1,170.38	9%
Domestic	64,250.6	347.39	19%	Other Exports	173.2	1,201.50	5%
Local	34,426.3	310.98	10%	Others	128.2	1,953.87	4%
Exports	32,461.2	371.70	9%				
W.India	25,112.6	335.02	7%				
Other Exports	7,189.7	360.94	2%				
CIS	3,632.1	293.51	1%				
N.India	631.0	456.40	0%				
TOTAL	3,44,865.1	329.48	100%	TOTAL	3,620.4	1,399.99	100%

ASSAM CTC BATTING ORDER (GTAC+CTTA) Sale 14 to 17

MARK	2026-27		2025-26	
	KGS	AVG	KGS	AVG
DECKIAJULI	7093	509.63	4470	457.92
HATIMARA	1152	483.22	7795	405.99
HALMARI	13825	468.37	17126	407.22
BANAMALIE	1283	417.83	3805	402.92
DOOMUR DULLUNG	1146	412.73	0	0.00
KHARIKATIA	6153	404.59	0	0.00
GELAKEY	3430	403.70	6770	351.96
SILONIBARI	600	399.22	8987	356.97
SOCKIETING	3049	395.97	0	0.00
DEOHALL	4006	394.20	17423	332.47
GHILLIDARY	3069	393.34	4075	336.17
DOOLAHAT	9086	392.15	30727	318.02
DOOMNI	14376	391.30	13016	340.50
BIJLEEJAN	9799	390.02	25879	362.53
ROMAI	12657	388.55	0	0.00
JAMIRAH	2233	387.86	645	396.65
BORBAM	10526	385.59	7716	371.49
KAMARBUND	2891	385.44	1998	371.33
LIGRIPOOKRIE	6454	384.99	0	0.00
HANUMANBAGCL	215	382.00	1490	308.04
MANGALAM	162	381.00	925	311.57
KAKADONGA	666	379.76	437	336.00
HALMIRA	12871	377.68	3789	373.01
BORSAPORI	7396	377.45	4400	345.77
KENDUGURI HI GROWN	1783	376.21	5147	332.83

DOOARS CTC BATTING ORDER (STAC+CTTA) Sale 14 to 17

MARK	2026-27		2025-26	
	KGS	AVG	KGS	AVG
GHATIA ROYAL	15440	382.21	11634	331.72
BINAGURI	72370	378.22	60663	346.73
KARTICK	25535	374.56	19965	371.32
RYDAK	42136	357.19	59323	331.92
GRASSMOREROYAL	7263	351.63	0	0.00
HOPE	24438	344.84	39823	311.92
BARADIGHI	35294	342.26	43612	355.41
GHATIA	444	340.51	853	249.86
ZURRANTEE	8563	340.17	24195	307.56
JITI	71028	336.71	61229	305.71
GULMA	42343	335.00	31902	342.28
DANGUAJHAR	59942	334.89	58765	290.97
MAINAKROYAALE	3463	333.38	9189	312.51
CHULSA	5052	333.24	970	313.21
BHATKAWA	9089	331.93	12516	326.51
MECHPARA	6639	330.23	15779	305.95
MORAGHAT	50444	330.11	32040	328.27
ARYAMAN	7286	329.98	0	0.00
RUNGAMUTTEE	5715	324.95	0	0.00
PALASHBARI(ROYAL)	5458	320.88	10055	287.80
DALGAON	50938	319.83	70210	312.15
GANDRAPARA	74836	318.84	119036	296.42
LOOKSUNROYAL	1744	318.09	1022	290.40
CHALOUNI	19496	317.40	0	0.00
PAHARGOOMIAH	20291	316.79	48164	325.96

N.B:- STAC data upto sale 16

ASSAM ORTHODOX BATTING ORDER (GTAC+CTTA) Sale 14 to 17

MARK	2026-27		2025-26	
	KGS	AVG	KGS	AVG
SAPORTOLI	2	4501.00	0	0.00
MAHABIRBARI	4	2150.50	0	0.00
DOOMNI	47	1404.43	42	1577.60
DEJOO	5181	464.36	3033	422.01
HATIDUBI	1396	423.12	3581	302.22
GREENTWIGS	944	417.41	0	0.00
DIKOM	2367	415.67	14023	356.63
BOKAKHAT	2884	415.36	567	351.22
MADHUTING	9137	401.59	16940	359.42
GINGIA	3304	394.38	5232	363.96
HARMUTTY	4597	392.85	11970	380.71
DHELAKHAT	3051	390.94	19130	351.79
JOONKTOLLEE	9252	383.49	11047	331.44
RUPAI	3827	382.52	18095	287.41
NOKHROY	6898	381.60	34468	310.40
METHONI	7476	381.01	1223	299.55
TENGPANI	952	379.23	0	0.00
MOHUNBAREE	1447	375.40	1092	353.05
NALANI	2198	373.87	17746	345.36
ORANGAJULI	21651	371.93	2594	321.28
PENGAREE	4943	370.88	4837	386.11
BORPATRA	12172	370.78	8934	360.08
KOOMSONG	10519	368.59	60054	320.46
MAJULIGHUR	19790	365.39	29629	319.33
MENOKA	7425	363.20	5472	318.72

DARJEELING BATTING ORDER Sale 14 to 17

MARK	2026-27		2025-26	
	KGS	AVG	KGS	AVG
BADAMTAM (ORGANIC)	474	2026.30	0	0.00
TEESTA VALLEY	255	1955.91	249	1978.25
THURBO	322	1934.65	66	2532.00
GIELLE	523	1692.72	275	2403.81
BARNESBEG (ORGANIC)	306	1683.75	0	0.00
ROHINI	314	1221.67	103	953.50
UPPER FAGU	1346	1116.95	0	0.00
GLENBURN	849	896.62	173	2106.50
SNOWVIEW	354	403.30	686	414.24

[Follow us on:](#)

